

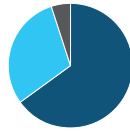


*Historical performance is based on an assumption that an investor has owned the exact portfolio in the exact allocation reflected in the snapshot for the previous three months, one-, three-, five- and ten-year periods.*

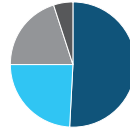


# WM PARTNER MANAGED PORTFOLIOS

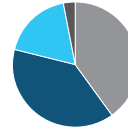
**RETIREMENT**  
PLAN CONSULTANTS LLC **POWERED BY**  
**WEALTH MANAGEMENT**  
A REGISTERED INVESTMENT ADVISOR



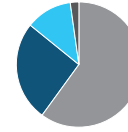
Partner  
Portfolio  
100



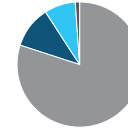
Partner  
Portfolio  
80



Partner  
Portfolio  
60



Partner  
Portfolio  
40



Partner  
Portfolio  
20



Partner  
Portfolio  
Income

## Domestic Equity

JP Morgan US Equity	16	12	10	7	3	0
JP Morgan Large Cap Value R6	6	5	4	2	1	0
Vanguard Growth Index	21	17	12	8	4	0
Vanguard Small Cap Growth	5	4	3	2	1	0
Vanguard Small Cap Value	17	13	10	7	4	0

## International Developed Equity

Vanguard International Value	6	5	4	2	1	0
Vanguard Total International Stock Market	8	6	5	3	2	0
DFA International Small Cap	12	10	7	5	2	0

## Emerging Markets

DFA Emerging Markets Core	4	3	2	2	1	0
---------------------------	---	---	---	---	---	---

## Real Estate Securities

Vanguard REIT	5	5	3	2	1	0
---------------	---	---	---	---	---	---

## Fixed Income

Dodge & Cox Income	0	20	30	40	40	50
Vanguard Total International Bond Index	0	0	10	20	20	25
Vanguard Inflation Protection Security	0	0	0	0	20	25

<b>Total</b>	<b>100%</b>	<b>100%</b>	<b>100%</b>	<b>100%</b>	<b>100%</b>	<b>100%</b>
--------------	-------------	-------------	-------------	-------------	-------------	-------------